






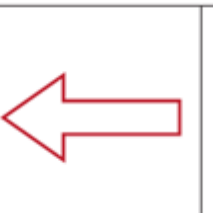

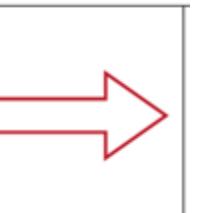
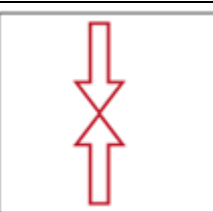
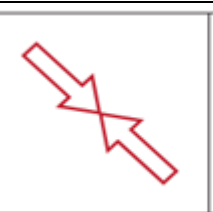
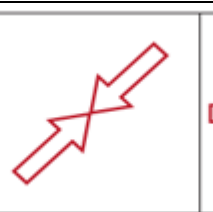
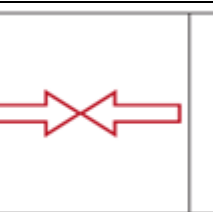
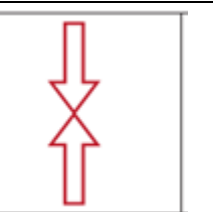










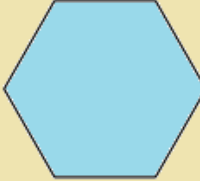
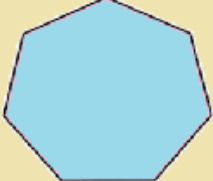
Topic: Patterns

Object: Recognize and create more complex patterns using shapes, numbers, and objects.

* Look at the pattern and fill in the blank boxes.

<u>1</u>	5	10	15	20	25
<u>2</u>	2	4	6	8	10
<u>3</u>	2	4	7	11	16
<u>4</u>	a	c	e	g	i
<u>5</u>					
<u>6</u>	1A	2B	3C	4D	5E
<u>7</u>	U	V	∩	V	U
<u>8</u>					
<u>9</u>					



10					
11					
12	