



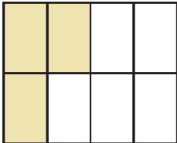

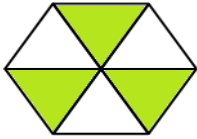
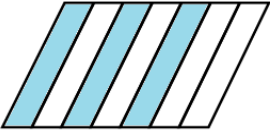






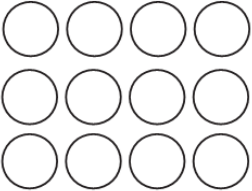


Topic: Fractions.

Object: Introduce the concept of fractions, understanding halves, thirds, and quarters in shapes and sets.

* Write the fraction that represents the shaded part:

1) 	2) 	3) 	4) 
5) 	6) 	7) 	8) 

* Shade according to the fraction:

9) A half. 	10) A third. 	11) A quarter. 	12) Two halves. 
13) Two thirds. 	14) A fifth. 	15) A sixth. 	16) Three quarters. 