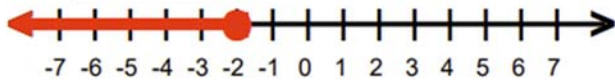
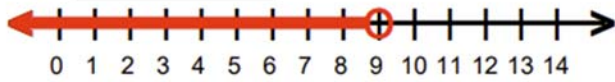


Graphing Single Variable Inequalities - Answer Key

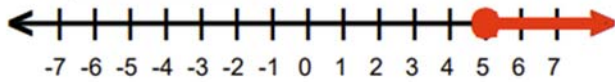
1) $2 \leq -z$ or $-2 \geq z$



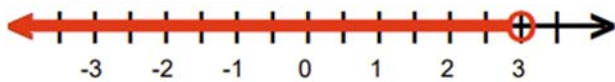
2) $f < 9$



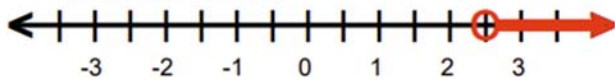
3) $5 \leq c$



4) $-3 < -n$ or $3 > n$



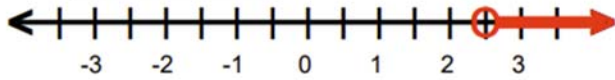
5) $w > 2.5$



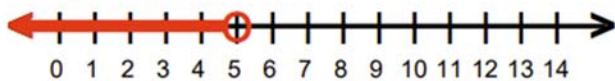
6) $3 \geq -a$ or $-3 \leq a$



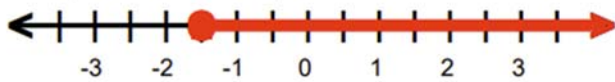
7) $g > 2.5$



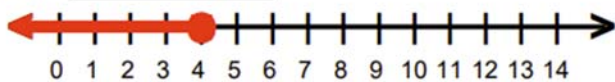
8) $5 > v$



9) $j \geq -1.5$



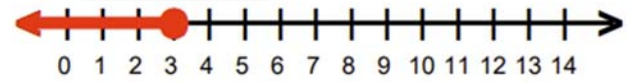
10) $4 \geq g$



11) $-y \leq 2$ or $y \geq -2$



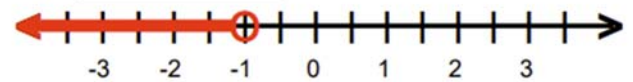
12) $k \leq 3$



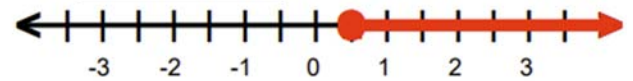
13) $y > 6$



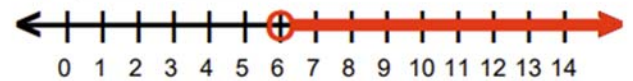
14) $1 < -s$ or $-1 > s$



15) $-0.5 \geq -a$ or $0.5 \leq a$



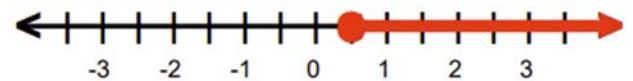
16) $6 < d$



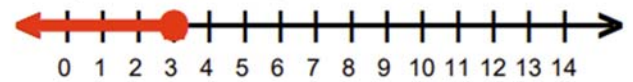
17) $-r > -5$ or $r < 5$



18) $c \geq 0.5$



19) $p \leq 3$



20) $5 < j$

